

Local Market Updates

A free research tool from MRIS, Inc.



Loudoun County

October

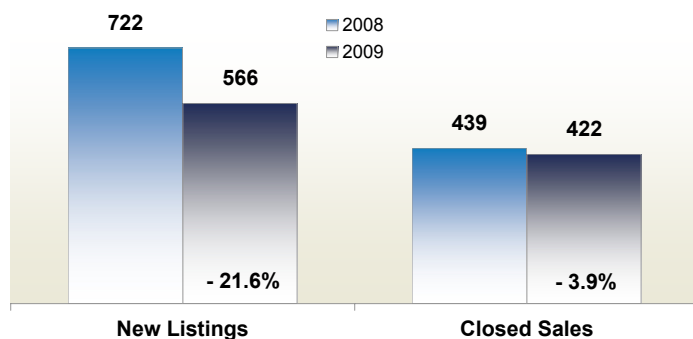
Year to Date

	2008	2009	Change	2008	2009	Change
New Listings	722	566	- 21.6%	8,922	6,604	- 26.0%
Closed Sales	439	422	- 3.9%	4,732	4,340	- 8.3%
Pending Sales	388	522	+ 34.5%	4,941	5,114	+ 3.5%
Median Sales Price*	\$316,759	\$345,000	+ 8.9%	\$351,250	\$330,000	- 6.0%
Percent of Original List Price Received at Sale*	95.7%	97.5%	+ 1.9%	93.2%	95.5%	+ 2.6%
Average Days on Market Until Sale	85	54	- 36.6%	101	73	- 28.2%
Single-Family Detached Inventory	1,580	878	- 44.4%	--	--	--
Townhouse-Condo Inventory	947	328	- 65.4%	--	--	--

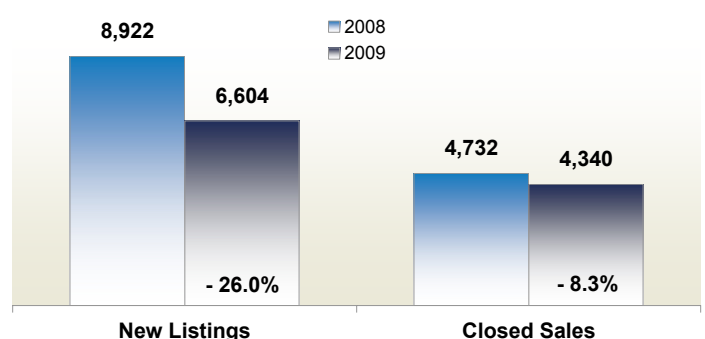
*Does not account for seller concessions.

Some of the figures referenced in this report are for only one month worth of activity. As such, they can sometimes look extreme due to the small sample size involved.

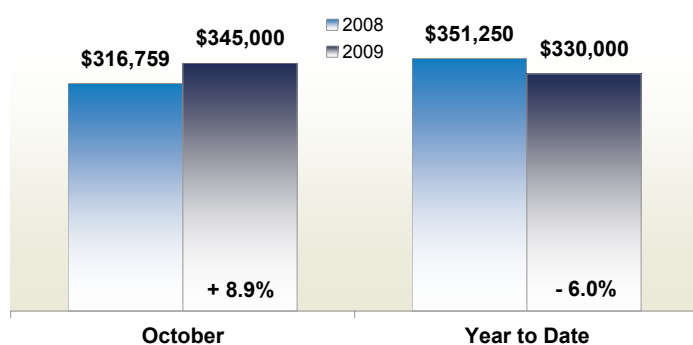
Activity—Most Recent Month



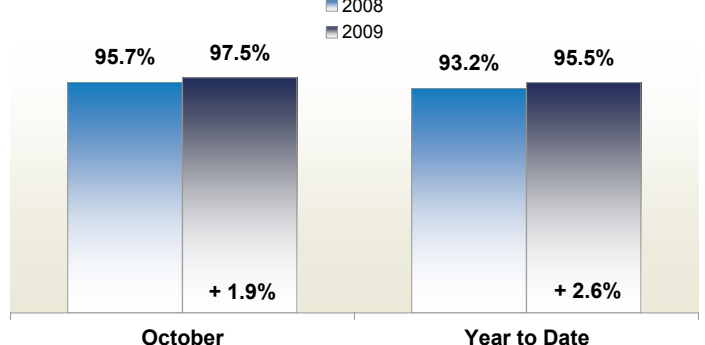
Activity—Year to Date



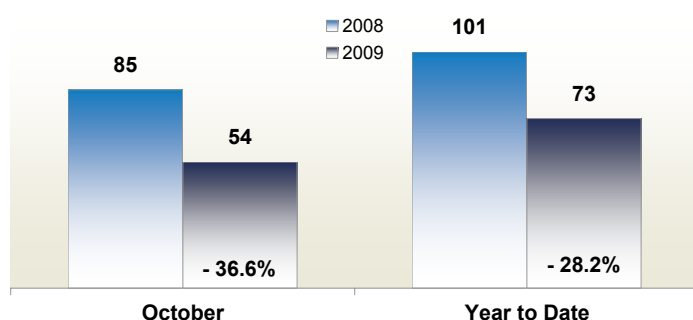
Median Sales Price



Percent of Original List Price Received at Sale



Days on Market Until Sale



Inventory of Homes for Sale

