

Local Market Updates

A free research tool from MRIS, Inc.



Loudoun County

March

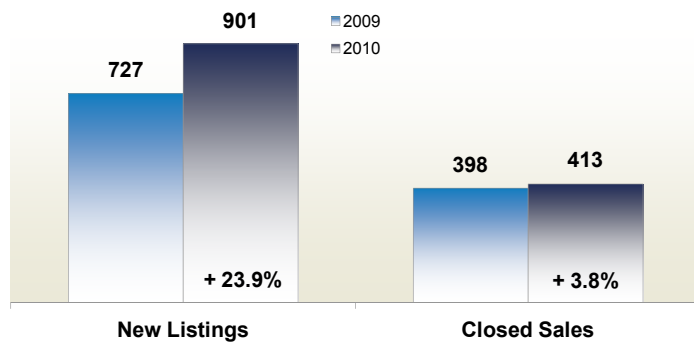
Year to Date

	2009	2010	Change	2009	2010	Change
New Listings	727	901	+ 23.9%	2,003	2,010	+ 0.3%
Closed Sales	398	413	+ 3.8%	1,039	932	- 10.3%
Pending Sales	532	636	+ 19.5%	1,394	1,398	+ 0.3%
Median Sales Price*	\$325,000	\$375,000	+ 15.4%	\$310,000	\$340,000	+ 9.7%
Percent of Original List Price Received at Sale*	93.7%	96.9%	+ 3.4%	92.9%	97.1%	+ 4.4%
Average Days on Market Until Sale	85	61	- 28.3%	95	59	- 37.1%
Single-Family Detached Inventory	1,295	999	- 22.9%	--	--	--
Townhouse-Condo Inventory	716	440	- 38.5%	--	--	--

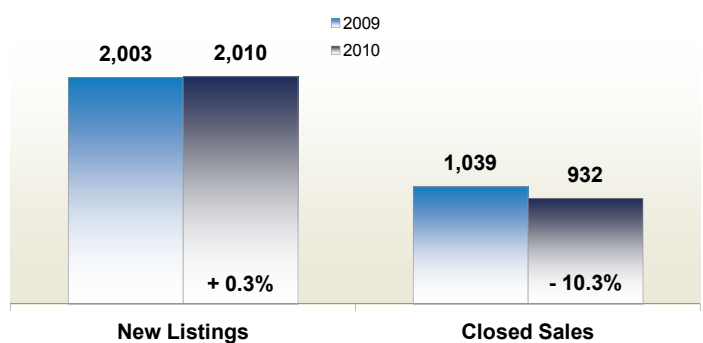
*Does not account for seller concessions.

Some of the figures referenced in this report are for only one month worth of activity. As such, they can sometimes look extreme due to the small sample size involved.

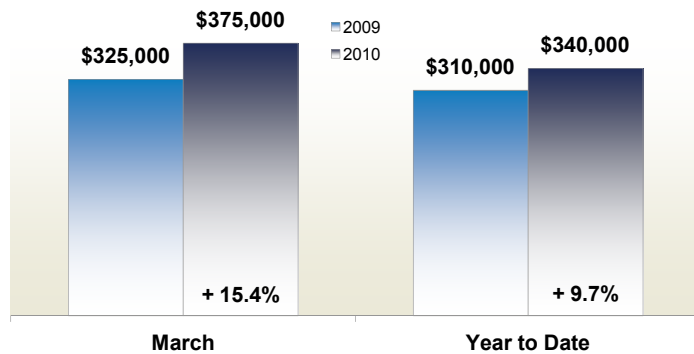
Activity—Most Recent Month



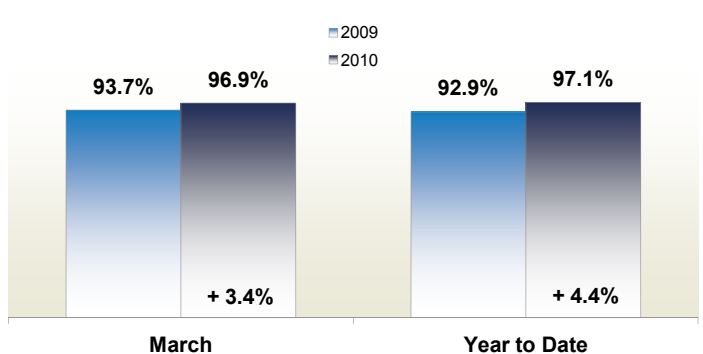
Activity—Year to Date



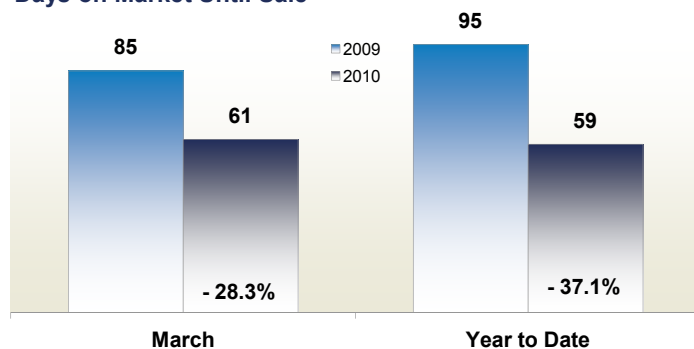
Median Sales Price



Percent of Original List Price Received at Sale



Days on Market Until Sale



Inventory of Homes for Sale

